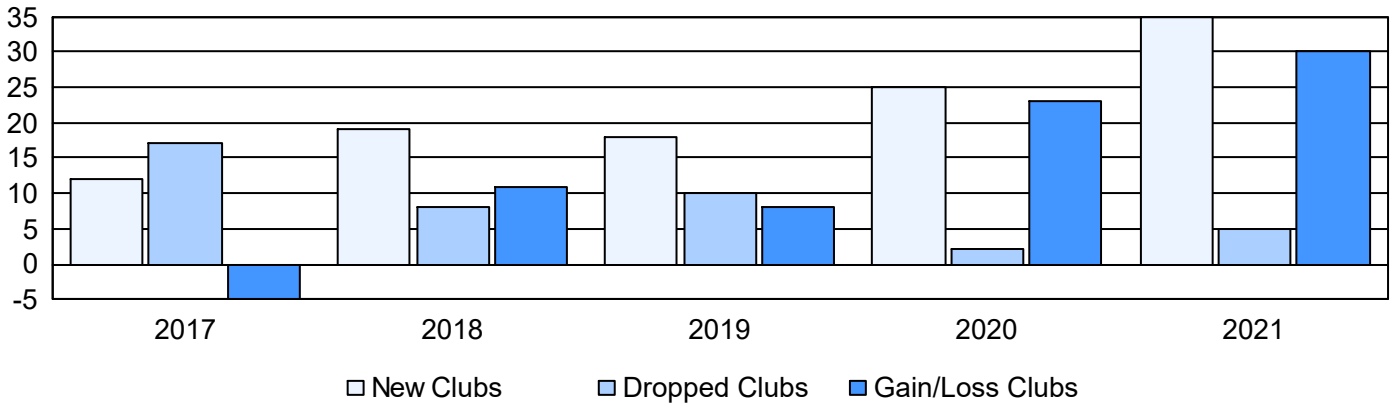
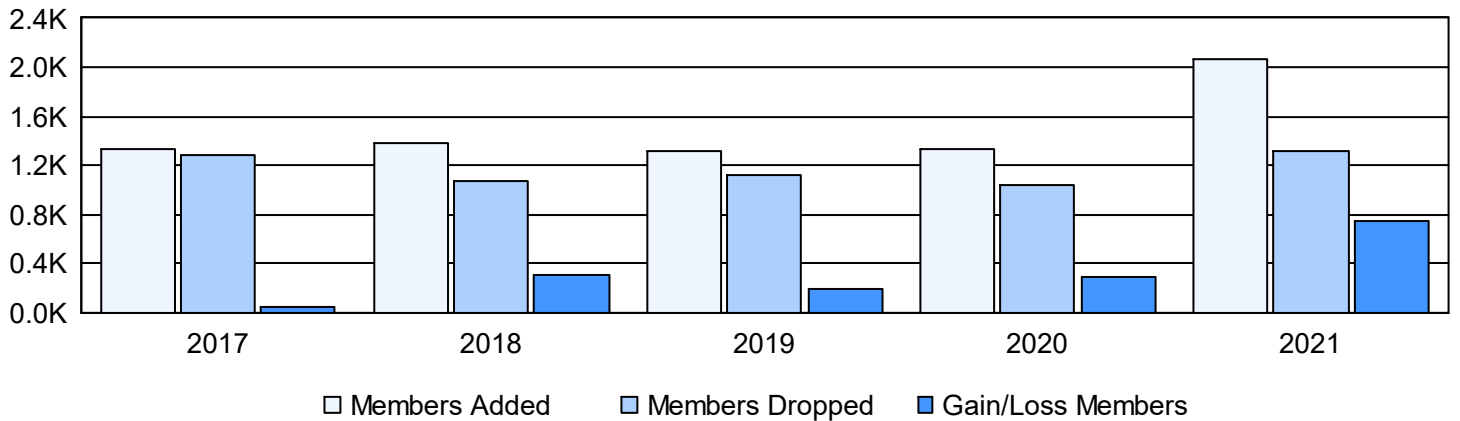


Year	New Clubs	Dropped Clubs	Gain/ Loss Clubs	New Members	Charter Members	Reinstate Members	Transfer Members	Total Member Added	Total Members Dropped	Gain/ Loss Members
2016-2017	12	17	-5	785	387	144	12	1,328	1,283	45
2017-2018	19	8	11	730	581	55	17	1,383	1,076	307
2018-2019	18	10	8	673	523	110	11	1,317	1,123	194
2019-2020	25	2	23	524	702	77	22	1,325	1,036	289
2020-2021	35	5	30	936	1,016	111	4	2,067	1,318	749
Average	22	8	13	730	642	99	13	1,484	1,167	317

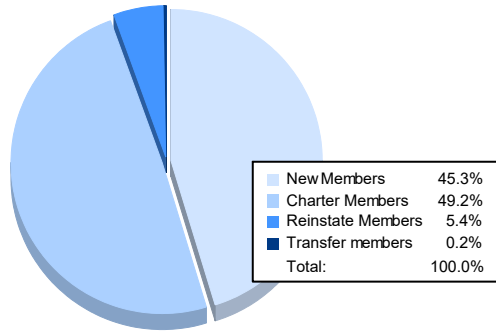
Clubs



Members



Membership Composition June 2021 Cumulative



Gender Composition June 2021 Cumulative

